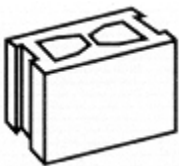

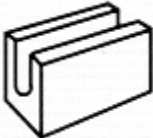
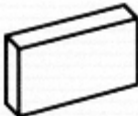
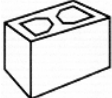


# P R E F A B R I C A T S

## LLEIDA, S.L.

### RELACIÓN DE BLOQUES DE 40

|   | MEDIDAS   | UNIDADES       |      |      |       | CARA VISTA | REVESTIR | C.V.HIDRÓFUGO |
|---|-----------|----------------|------|------|-------|------------|----------|---------------|
|   |           | M <sup>2</sup> | PESO | M.L. | PALET | Euros      | Euros    | Euros         |
| <b>BLOQUE LISO</b>  |           |                |      |      |       |            |          |               |
|     | 10x20x40  | 12,5           | 9,1  | 2,5  | 108   |            |          |               |
|   | 12x20x40  | 12,5           | 11,5 | 2,5  | 108   |            |          |               |
|   | 15x20x40  | 12,5           | 12,5 | 2,5  | 108   |            |          |               |
|   | 20x20x40  | 12,5           | 15   | 2,5  | 84    |            |          |               |
|   | 30x20x40  | 12,5           | 18   | 2,5  | 60    |            |          |               |
| <b>MEDIO BLOQUE LISO</b>  |           |                |      |      |       |            |          |               |
|   | 15x20x20  | 25             | 6    | 5    | 252   |            |          |               |
|   | 20x20x20  | 25             | 8    | 5    | 180   |            |          |               |
|   | 30x20x20  | 25             | 11   | 5    | 100   |            |          |               |
| <b>ZUNCHO LISO</b>  |           |                |      |      |       |            |          |               |
|  | 15x20x40  | 12,5           | 15   | 2,5  | 84    |            |          |               |
|   | 20x20x40  | 12,5           | 21   | 2,5  | 75    |            |          |               |
|   | 30x20x40  | 12,5           | 26   | 2,5  | 36    |            |          |               |
| <b>PLACA REMATE</b>   |           |                |      |      |       |            |          |               |
|  | 3,5x20x40 | 12,5           | 5,5  | 2,5  | 273   |            |          |               |
|   | 5x20x40   | 12,5           | 8    | 2,5  | 183   |            |          |               |
|   | 7x20x40   | 12,5           | 11   | 2,5  | 117   |            |          |               |
|   | 9x20x40   | 12,5           | 14   | 2,5  | 105   |            |          |               |
| <b>PIEZA PARA PILARES Y CANTONERAS</b>  |           |                |      |      |       |            |          |               |
|  | 10x20x40  | 12,5           | 9,5  | 2,5  | 105   |            |          |               |
|   | 15x20x40  | 12,5           | 13,5 | 2,5  | 108   |            |          |               |
|   | 20x20x40  | 12,5           | 17   | 2,5  | 84    |            |          |               |
|   | 30x20x40  | 12,5           | 20   | 2,5  | 50    |            |          |               |


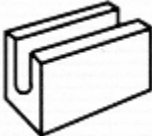
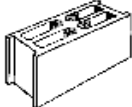
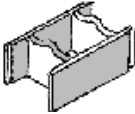
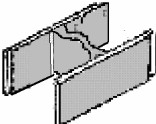
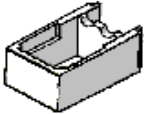
Bloques, Piezas para pilares, Zunchos y Placas Remate; con Medidas Modulares, que incluyen un centímetro de junta a Cara Vista.

Piezas fuera de catálogo, no duden en consultarnos.

# P R E F A B R I C A T S

# LLEIDA, S.L.

## RELACIÓN DE BLOQUES DE 50

|   | MEDIDAS  | UNIDADES       |      |      |       | NORMAL<br>Euros |                    | N.HIDRÓFUGO<br>Euros |
|---|----------|----------------|------|------|-------|-----------------|--------------------|----------------------|
|   |          | M <sup>2</sup> | PESO | M.L. | PALET |                 |                    |                      |
| <b>BLOQUE</b>   |          |                |      |      |       |                 |                    |                      |
|    | 12x20x50 | 10             | 13,5 | 2    | 80    |                 |                    |                      |
|   | 15x20x50 | 10             | 14,5 | 2    | 90    |                 |                    |                      |
|   | 20x20x50 | 10             | 17   | 2    | 70    |                 |                    |                      |
|   | 30x20x50 | 10             | 24   | 2    | 40    |                 |                    |                      |
| <b>ZUNCHO</b>   |          |                |      |      |       |                 |                    |                      |
|   | 15x20x50 | 10             | 16   | 2    | 80    |                 |                    |                      |
|   | 20x20x50 | 10             | 24   | 2    | 60    |                 |                    |                      |
| <b>BLOQUE DOBLE CAMARA</b>  |          |                |      |      |       |                 |                    |                      |
|  | 15x20x50 | 10             | 17   | 2    | 80    |                 |                    |                      |
|   | 20x20x50 | 10             | 23   | 2    | 60    |                 |                    |                      |
| <b>ENCOFRABLOC (2H), BLOQUE PARA ARMAR</b>  |          |                |      |      |       |                 |                    |                      |
|  | 20x20x50 | 10             | 19   | 2    | 60    |                 |                    |                      |
|   | 25x20x50 | 10             | 22   | 2    | 40    |                 |                    |                      |
|   | 30x20x50 | 10             | 24   | 2    | 40    |                 |                    |                      |
| <b>ENCOFRABLOC (H), BLOQUE PARA ARMAR</b>   |          |                |      |      |       |                 |                    |                      |
|  | 25x20x50 | 10             | 22   | 2    | 40    |                 |                    |                      |
|   | 30x20x50 | 10             | 24   | 2    | 40    |                 |                    |                      |
| <b>CANTONERA ENCOFRABLOC</b>  |          |                |      |      |       |                 |                    |                      |
|  | 20x20x50 | 10             | 19   | 2    | 10    |                 | 10 Cant. + 50 Bloc |                      |
|   | 25x20x50 | 10             | 22   | 2    | 10    |                 | 10 Cant. + 30 Bloc |                      |
|   | 30x20x50 | 10             | 24   | 2    | 10    |                 | 10 Cant. + 30 Bloc |                      |

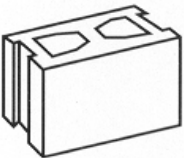

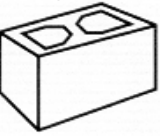
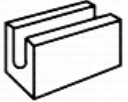
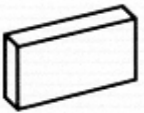
Bloques, Zunchos, Encofrablocs, con Medidas Nominales.

Piezas fuera de catálogo, no duden en consultarnos.

# P R E F A B R I C A T S

# LLEIDA, S.L.

## RELACIÓN DE BLOQUES DE COLOR

|   |                 | LISO CARA VISTA<br>HIDROFUGO | NEGRO/<br>ROJO/<br>MARRÓN | BLANCO<br>MÁRMOL | COLOR<br>MÁRMOL | PAJA A./<br>AMARILLO<br>A. |
|---|-----------------|------------------------------|---------------------------|------------------|-----------------|----------------------------|
|    | BLOQUE          | 10X20X40                     |                           |                  |                 |                            |
|   |                 | 12X20X40                     |                           |                  |                 |                            |
|   |                 | 15X20X40                     |                           |                  |                 |                            |
|   |                 | 20X20X40                     |                           |                  |                 |                            |
|   |                 | 30X20X40                     |                           |                  |                 |                            |
|  | MEDIO<br>BLOQUE | 10X20X20                     |                           |                  |                 |                            |
|   |                 | 12X20X20                     |                           |                  |                 |                            |
|   |                 | 15X20X20                     |                           |                  |                 |                            |
|   |                 | 20X20X20                     |                           |                  |                 |                            |
|   |                 | 30X20X20                     |                           |                  |                 |                            |
|  | CANTONERA       | 10X20X40                     |                           |                  |                 |                            |
|   |                 | 12X20X40                     |                           |                  |                 |                            |
|   |                 | 15X20X40                     |                           |                  |                 |                            |
|   |                 | 20X20X40                     |                           |                  |                 |                            |
|   |                 | 30X20X40                     |                           |                  |                 |                            |
|  | ZUNCHO          | 15X20X40                     |                           |                  |                 |                            |
|   |                 | 20X20X40                     |                           |                  |                 |                            |
|   |                 | 30X20X40                     |                           |                  |                 |                            |
|  | PLACA           | 3'5X20X40                    |                           |                  |                 |                            |
|   |                 | 5X20X40                      |                           |                  |                 |                            |
|   |                 | 7X20X40                      |                           |                  |                 |                            |
|   |                 | 9X20X40                      |                           |                  |                 |                            |

- Cantoneras incluidas dentro palet (aproximadamente un 20%), al mismo precio del bloque
- Precios unitarios y con Euros.
- Precios en fábrica
- Consultar stocks.